

## Missouri Valley College Senior Exit Survey

**Year: 2008-2009**

**Number of respondents: 177**

A survey was completed by 177 seniors who graduated in the academic year 2008-2009. The following table gives the number and percentage of responses for each question.

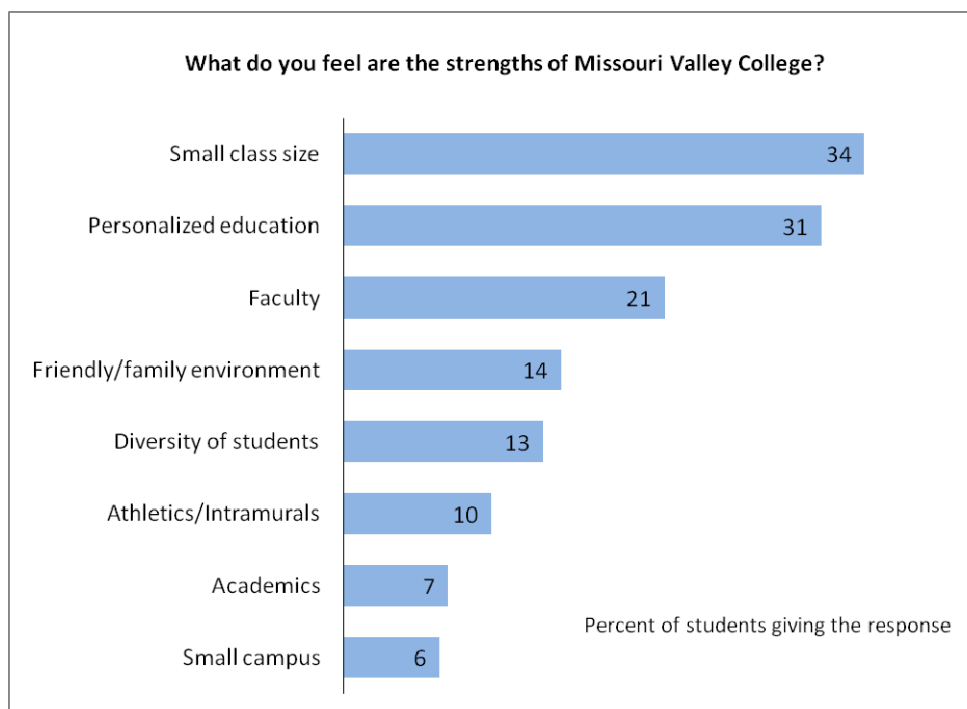
Taking into consideration your experiences at Missouri Valley College, please rate how well you think the college has accomplished the following purposes and goals by placing a check in the appropriate space following the item.

Missouri Valley College...		Strongly Disagree	Disagree	Neutral	Agree	Strongly Agree	Unable to Rate
		1	2	3	4	5	N/A
1	...provides a personalized education for a demographically diverse student body, which encompasses differences in ethnicity, economic status, and educational backgrounds.	1 1%	1 1%	16 9%	84 47%	73 41%	2 1%
2	...provides a baccalaureate education that prepares one for a career or graduate study.	2 1%	4 2%	23 13%	100 56%	46 26%	2 1%
3	...provides a curriculum that is grounded in the developmental of (a) written and oral communication skills, (b) historical and cultural awareness, (c) critical and creative thinking.	1 1%	22 12%	93 53%	58 33%	0 0%	3 2%
4	...provides an opportunity for those students whose previous academic performance might preclude their entrance into other educational institutions.	1 1%	3 2%	29 16%	71 40%	60 34%	13 7%
5	...promotes a holistic, liberal arts perspective toward education that develops the student in relationship to other persons, to other disciplines, to other cultures, to their religious/ethical systems and to self.	1 1%	4 2%	35 20%	80 45%	53 30%	4 2%
6	...instills the values of education as a lifelong process of discovery and enlightenment.	1 1%	7 4%	33 19%	85 48%	48 27%	3 2%
7	...provides academic advising.	1 1%	16 9%	33 19%	69 39%	58 33%	0 0%
8	...provides career counseling.	5 3%	29 16%	50 28%	52 29%	36 20%	5 3%
9	...provides students with a diverse faculty that remains informed and current within a variety of academic fields.	2 1%	8 5%	35 20%	86 49%	43 24%	3 2%
10	...provides extracurricular opportunities, for leadership development through intellectual inquiry, social and spiritual development, aesthetic expression, and intramural/intercollegiate athletic participation.	2 1%	0 0%	21 12%	86 49%	60 34%	8 5%
11	...provides clean residence halls.	25 14%	43 24%	46 26%	27 15%	6 3%	30 17%
12	...provides residence halls that are safe and secure.	15 8%	38 21%	46 26%	39 22%	8 5%	31 18%
13	...provides clean dining facilities.	3 2%	8 5%	40 23%	73 41%	24 14%	29 16%
14	...provides dining facilities that are safe and secure.	2 1%	6 3%	39 22%	75 42%	25 14%	30 17%
15	...provides clean classroom facilities.	5 3%	21 12%	50 28%	75 42%	26 15%	0 0%
16	...provides classroom facilities that are safe and secure.	3 2%	19 11%	43 24%	83 47%	29 16%	0 0%
17	...serves the community and region as a provider of continuing education for career development, physical facilities for public gatherings, and special programming for the public interest and common good.	1 1%	1 1%	42 24%	88 50%	40 23%	4 2%

Note: The total for question 17 is 176 due to non-response of one senior. Some row totals for percents may not be exactly 100 due to rounding.

## Missouri Valley College Senior Exit Survey 2008-2009

A survey was completed by 177 seniors who graduated in the academic year 2008-2009. Included in the survey were some open-ended questions. Responses to the following three questions fell mainly into general categories. These response categories, along with the percent of students in each, are given below.



Types of comments included in the following ***STRENGTHS*** categories:

***Small class size***—All comments were specific to class size.

***Personalized education***—Some students specifically used the term “personalized education”; others mentioned one-on-one time with faculty, feeling like a person rather than a number, faculty and staff involvement with students and availability to help them, personal interaction/relationships with faculty, and the empathy and caring from faculty.

***Faculty***—These were favorable comments about faculty. Some were very general; others mentioned faculty knowledge, availability, and willingness to help and work with students, ability to build relationships with students, caring attitudes towards students, down-to-earth approaches, and friendliness.

***Friendly/family environment***—Many comments mentioned the college seemed to have a family atmosphere; others mentioned the closeness of students, caring and friendly faculty and staff, the “close-knit community”, the “feeling of community”, and “where people can get to know others and form a bond.”

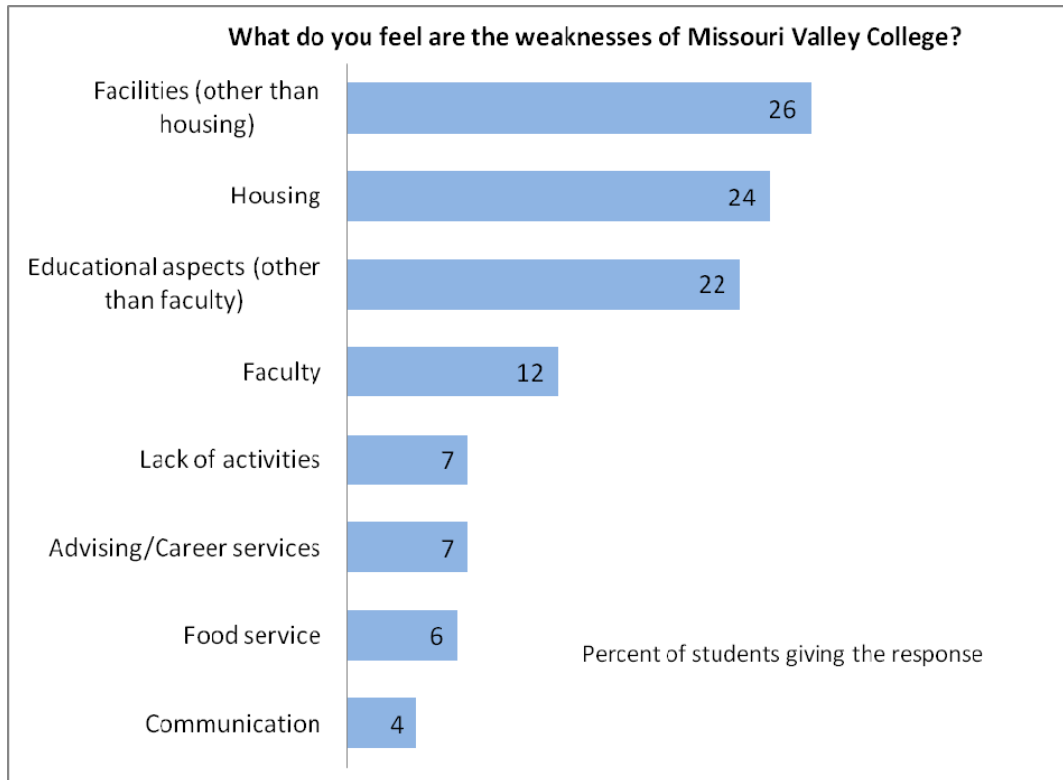
***Diversity of students***—Comments focused on diversity in the student body, the variety of cultures and ethnic groups represented on campus, the opportunity to meet students from different countries, with one mentioning “diversity helps expand learning to outside the classroom.”

***Athletics/Intramurals***—Most comments were general; some mentioned the “wide array of athletics”, “lots of unusual sports”, and “lots of athletic opportunity.”

***Academics***—Comments included the “diversity of educational opportunities”, the variety of classes, the “great 4-year curriculum”, the “well-rounded education”, and some comments about specific programs.

***Small campus***—All comments were specific to the size of the campus.

## Missouri Valley College Senior Exit Survey 2008-2009



Types of comments included in the following **WEAKNESSES** categories:

***Facilities (other than housing)***—These comments mentioned the need for improvements and/or additions to buildings, classrooms, labs, the library, parking, outdoor campus seating, and sports facilities, with many mentioning the lack of a student center.

***Housing***—All of these comments expressed dissatisfaction with housing in general with many specifically mentioning the lack of maintenance and cleanliness. Many suggested updating/remodeling the residential halls.

***Educational aspects (other than faculty)***—Many students mentioned that they thought there was too much attention on athletics and not enough on academics. Other comments included scheduling of classes, not enough majors, not enough variety of classes and faculty for upper level coursework, level of academic rigor/challenge in classes, and dissatisfaction with technology.

***Faculty***—Students expressed dissatisfaction with the experience/qualifications/professionalism/dedication of some faculty and the lack of diversity in faculty in some areas.

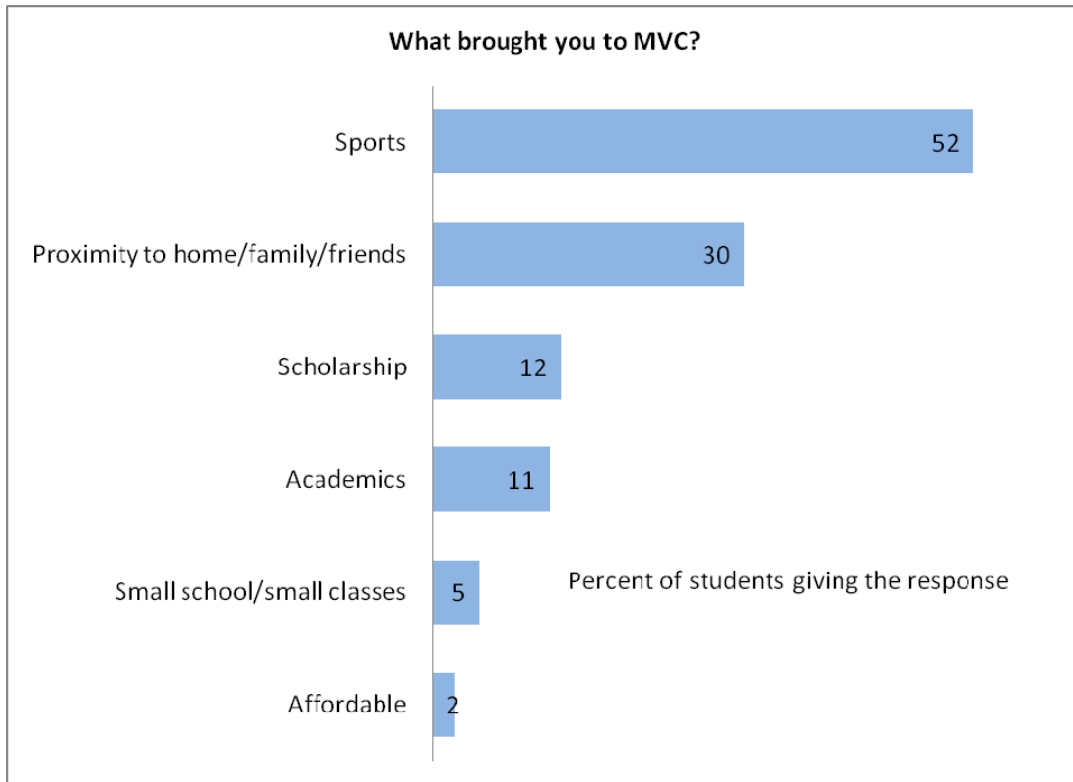
***Lack of Activities***—All comments mentioned an inadequate number of recreational activities on campus and/or in the community.

***Advising/Career Services***—Comments on weaknesses in academic advising and career counseling were in this category.

***Food service***—These comments reflected dissatisfaction with the food served in the cafeteria.

***Communication***—These comments reflected the feeling of students that they were not adequately kept informed about academic or general information; some mentioned inadequate faculty-to-student communication and office-to-student communication.

## Missouri Valley College Senior Exit Survey 2008-2009



(Note: Some students gave more than one reason.)

Types of comments in the categories:

**Sports**—Almost all students mentioned a specific sport.

**Proximity to home/family/friends**—Many mentioned that Valley was “close to home”, family was nearby, or a girlfriend or boyfriend was already here.

**Scholarship**—These comments specifically mentioned scholarships.

**Academics**—Most of these responses were about specific programs in which they were interested.

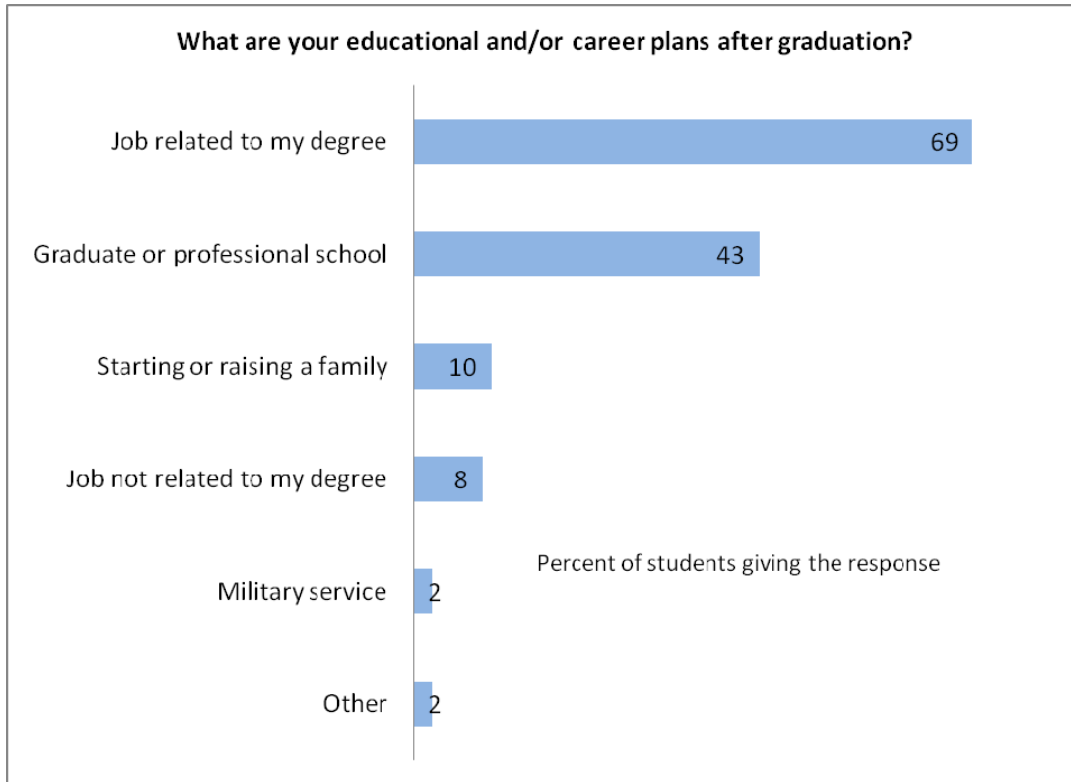
**Small school/small classes**—Comments were specific to the small size of the college and class sizes.

**Affordable**—These comments were about cost and affordability.

## Missouri Valley College Senior Exit Survey 2008-2009

The graph below summarizes the results of a question for which students were given choices from which to select. No student selected “Volunteer activity (e.g., Peace Corps)” as their plan after graduation.

(Note: Some students checked more than one option.)



The graph below summarizes student responses about their status when coming to Missouri Valley College.

(Note: One student did not respond. Percents based on 176 responses.)

